



INTERACTIVE SCREENS & INNOVATIVE SOLUTIONS

*The future is at
your fingertips*





emko education
solutions

emko|tech

INTERACTIVE SCREENS & INNOVATIVE SOLUTIONS

emko center

emko center



INNOVATION

We reflect the education system of our age on the architecture of educational institutions by designing education areas with innovative products by the modern educational approach. We design both innovative and durable products by building bridges between contemporary pedagogical approaches.



GLOBAL

We contribute to the development of educational furniture by blending the local education culture with modern approaches. With our wide sales network, our dealers and branches in various countries, we are everywhere where education is.



PRODUCTION

We produce products with ergonomic approaches in accordance with high quality standards and training requirements. We care not only about the durability of the products but also about their suitability for children's use, pedagogical development and posture.



ANALOG-DIGITAL

Emko, which brought analog products to the sector and a different perspective to the use of the interactive screens, took its place among the top 10 educational technologies companies in 2019 thanks to this success.



Emko is everywhere where education is...

We consider the pedagogical requirements of education together with educators. Since we only design educational areas, we can design areas suitable for modern education approaches. We prioritize child development by creating ergonomically appropriate designs in the products we develop for all age groups. We aim to evaluate pedagogy and ergonomics together and realize functional education areas.



Combining analog and digital...

While reflecting the contemporary education approach to our designs, we design by blending educational technology and innovative educational furniture.

Thus, our education area designs come to life with a 360-degree education approach.

Designs suitable for new education trends...

The modern education approach has blended with today's technology to reveal new education trends. We have developed many products and programs to adapt these technologies to education, enabling educators and students to access information conveniently. Using analog and digital technologies together, we combined the tradition and the future on common ground.



Considering innovative approaches such as personal and flexible education, flipped classrooms, hybrid education, gamification, project-based learning, we aim to internalize the design of appropriate education areas with the educational approach of the institution.

EMKOTECH

NOVA S3

Create dynamic classroom environments with the Nova S3, the highest-performance interactive screen in its class.

The new Emkotech Nova S3, a high-performance solution for educational environments will motivate students to participate and interact with its outstanding features and exclusive education software.

Emkotech Nova S3, which provides high performance, will allow you to easily perform all kinds of educational activities with its processor structure and powerful software.

emko | tech

INTERACTIVE SCREENS & INNOVATIVE SOLUTIONS

High performance for educational environments...

Discover many different, effective ways to deliver your lessons and make your business meetings efficient. Emkotech's most advanced, high-performance interactive screen, the Emkotech Nova S3, offers an unforgettable learning experience with many new features and tools.

The Nova S3 creates the ideal environment for collaborative learning in the classroom while providing the most natural writing experience thanks to its new zero bonding technology. The advanced infrared touch technology provides 40 simultaneous multi-touch points.



UHD
Android 11



Integrated
blue
screen filter



The most natural
writing experience
thanks to the new
generation zero
bonding
technology



Exclusive
software
solutions



Double
stylus
feature



40 - finger
simultaneous
touch
support



Impeccable
image quality
from every angle
with
UHD resolution



65", 75", 86"
Display
options



For detailed
information:
You can visit
our website
by scanning the
QR code on your
mobile device.

EMKOTECH

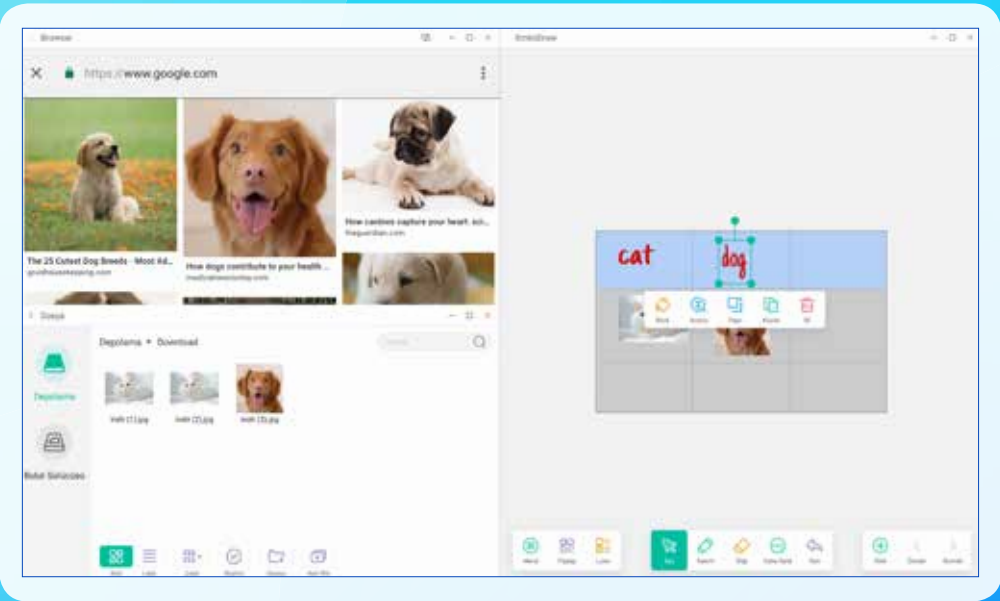
NOVA S3

With the integrated Ultra HD Android 11 module, your interactive screen is now much faster. Your information is safe with advanced privacy settings and Android security updates.

Easily connect all your Type-c supported devices via the 65-watt Type-C port of the Nova S3. It supports video, audio, touch, internet, data and power with a single cable.

Thanks to our many different interactive screen applications, features such as screen sharing, interactive content creation, device management, screen lock and application management are at your fingertips. (See apps on page 33)

Easy to use with customizable
shortcut keys



Thanks to the advanced Android interface of the Nova S3, EmkoDroid, you can view 4 separate applications simultaneously by opening them in 4 different windows.

You can exchange
information between
applications by dragging
and dropping.



Plug-and-play
with
65 W Type -
C Port



Integrated
32 W
speaker



Wi-Fi 6 and
Bluetooth 5.0
module



EmkoDroid
secure
operating
system



OTA
(Over The Air)
updates

emko|tech

INTERACTIVE SCREENS & INNOVATIVE SOLUTIONS

What Can You Do with Emkotech Interactive Screen?



Custom Reader

All your information is protected with an NFC reader module and E-reader. With the user-definable NFC card system, you can lock and unlock your interactive screen in seconds.



Remote Collaboration

Organize efficient meetings with participants from all over the world thanks to video conferencing programs and the practical tools of your interactive screen. Share your interactive screen with all participants simultaneously.



Screen Control and File Sharing

You can project the screen of your interactive screen to the devices of all participants. The participants to whom access is granted can control your interactive screen from their mobile devices. Instantly transfer any file on your mobile device to the interactive screen.



Collaboration with interactive screen

Thanks to our Emkotech Nova S3 and software solutions, we help you create a modern workplace where your employees can collaborate more efficiently. Brainstorm, plan projects, and prepare presentations with your colleagues with a touch board that will inspire your work.



Quick Screen Sharing with QR Code

Immediately reflect the screen of your mobile device to your interactive screen by scanning the QR code on your interactive screen with your mobile devices. You can write and draw on the screenshot projected on your interactive screen as you wish and share it with all participants immediately.

Professionalize Your Interactive Screen!

In addition to your interactive screen, you can strengthen your interactive screen with accessories and additional modules that you can buy. Contact us for more information about our services.



Wide Angle Camera

The ideal solution for your video conference calls with 4K resolution, quality microphone and wide-angle lens.



Windows 11

OPS Computer

With the integrable OPS computer, you can use the Windows operating system and the interactive software we offer on your interactive screen.



Magic Pen/Stylus

Use Emkotech Magic Pen and Windows Ink Workspace. You can adjust the line thickness with the pressure-sensitive pencil tip.



NFC reader

Thanks to the integrable NFC reader, access to the interactive screen is provided only with previously defined NFC cards.



Remote Management

Thanks to our special software, you can remotely manage many features of your interactive screen as much as you want.



Wireless Screen Sharing

Use our custom screen sharing app to share your presentations seamlessly and wirelessly from any device you want.

EMKOTECH

NOVA S3

The user-friendly interactive screen you've become accustomed to is now more practical and more effective...

All the training tools you may need for both distance and face-to-face education are at your fingertips. Organize great collaborations and increase your students' motivation thanks to the interactive educational tools that come with Emkotech GO+.

EMKOTECH

GO+



emko|tech

INTERACTIVE SCREENS & INNOVATIVE SOLUTIONS

The choice of the new generation of education and professionals...

Don't slow down your training thanks to the extended RAM memory and more powerful processor available in the new Emkotech GO+



Quick screen sharing with QR code

Immediately reflect the screen of your mobile device to your interactive screen by scanning the QR code on your interactive screen with your mobile devices. You can write and draw on the screenshot projected on your interactive screen as you wish and share it with all participants immediately.

Emkotech GO+ is the ideal choice for redefining teaching in schools thanks to its ultra-thin frame design, integrated tools and customizable user interface.

Thanks to the renewed touch technology, it provides a more natural writing experience.

Thanks to our many different interactive screen applications, features such as screen sharing, interactive content creation, device management, screen lock and application management are at your fingertips. (See Page 21 applications)



UHD
Android 9



The most natural
writing
experience
thanks to the new
generation zero
bonding
technology



Exclusive
software
solutions



Double
stylus
feature



20 - finger
simultaneous
touch
support



Impeccable
image quality
from every angle
with
UHD resolution



65", 75", 86"
Display
options



Integrated
24 W
speaker



Wi-Fi
and
Bluetooth
module



OTA
(Over The Air)
updates



**For detailed
information:**
You can visit
our website
by scanning the
QR code on your
mobile device.

EMKOTECH

SOFTWARE

Our software solutions focused on active learning and cooperation.

Emkotech software solutions designed for modern classes allow you to interact wherever you are.



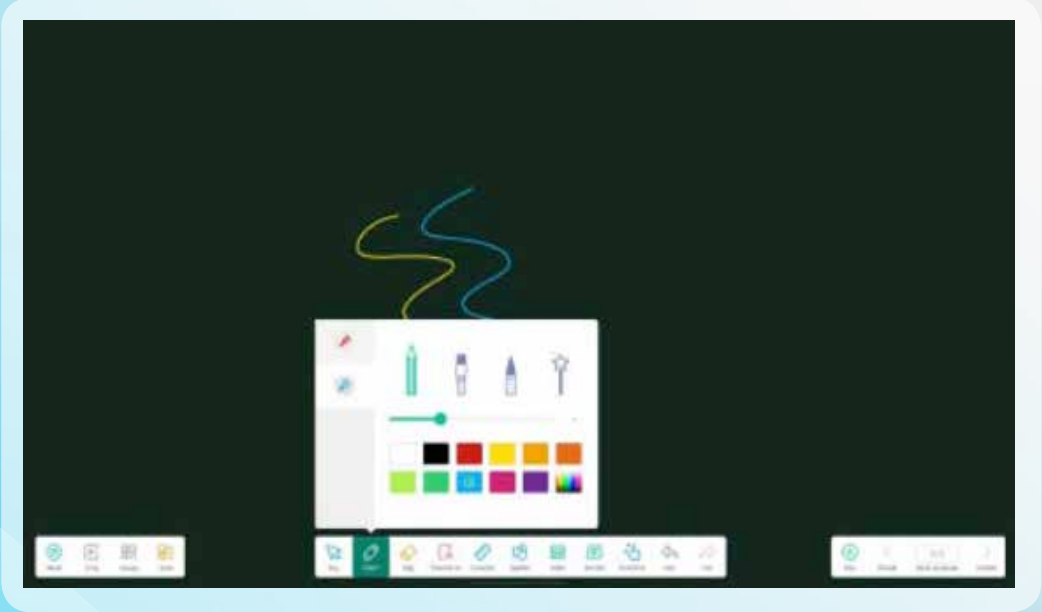
emko | tech

INTERACTIVE SCREENS & INNOVATIVE SOLUTIONS



Enhance The Education...

We produce solutions to improve the way your students and employees communicate, interact and collaborate, both in the field of education and in the business world. Our software solutions, which included with your Emkotech interactive screens are designed to support education, interaction and collaboration in every aspect.



Write, draw, add pictures, prepare eye-catching course contents and presentations.

Encourage learning and participation with our board/flip chart applications.



Send it instantly as an email.




Share instantly with our screen sharing app.



Save your prepared presentations in PowerPoint, PDF, or image formats with a click.



Instantly share with QR code.



For detailed information:
You can visit our website by scanning the QR code on your mobile device.

Make your lessons vibrant and engaging with interactive course content that you can create with various interactive educational tools and activities.

You can access the Class using the browser of any device connected to the Internet and start creating course content. You can create as much course content as you want from anywhere in the world, upload it to the cloud simultaneously, and access it right from your interactive screen.

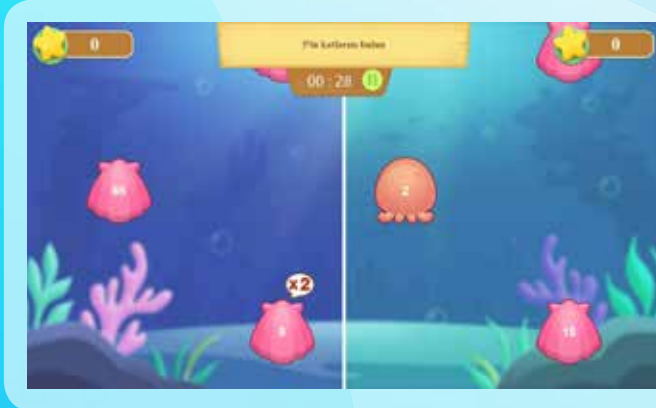
Interactive Activities

Category Mapping



Increase your students' participation in the course with the category matching activity that you can create immediately according to your course curriculum.

Group Contest



In this activity, where two or more students can participate, the person who clicks on the correct answer gains points and the highest score wins.

Fill In The Gaps

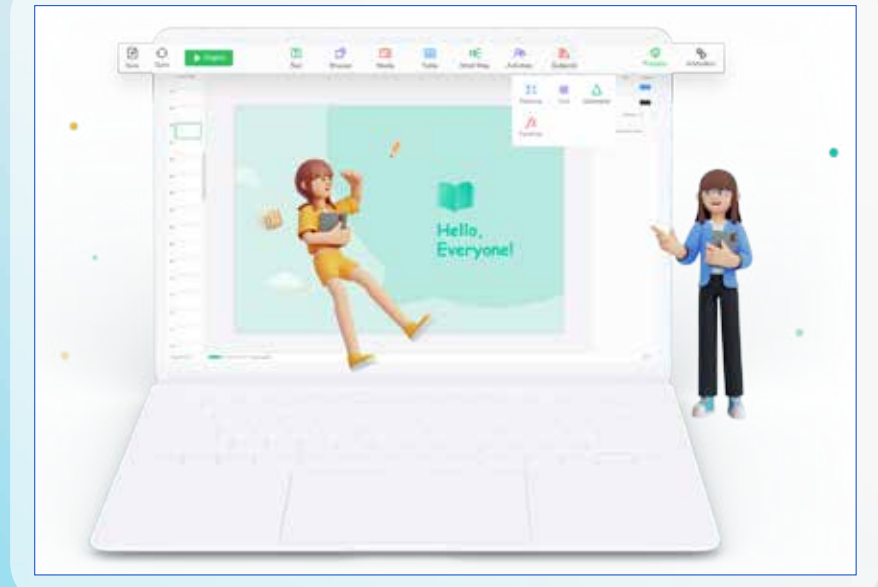


Especially with the gap filling activity that can be useful in your foreign language lessons, your students will learn and have fun.

In addition to various interactive games and activities, you can create impressive course content by using many different educational tools.

SOFTWARE
CLASS

Before The Class



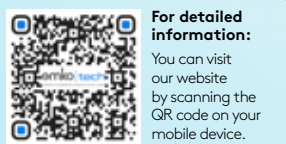
Create course content through your web browser.

During The Class

Nova S3
only



Using the Emkotech Nova S3, directly access your course content from the cloud and start delivering your lessons.



For detailed information:
You can visit our website by scanning the QR code on your mobile device.

Share from any device and easily mirror your screen.

Thanks to the share application, the screen sharing and control features are now much stronger. With screen sharing, which is fully compatible with your MacBook, Windows, Chromebook, iOS and Android devices, you can share up to 9 screens of your device with your interactive screens at the same time.

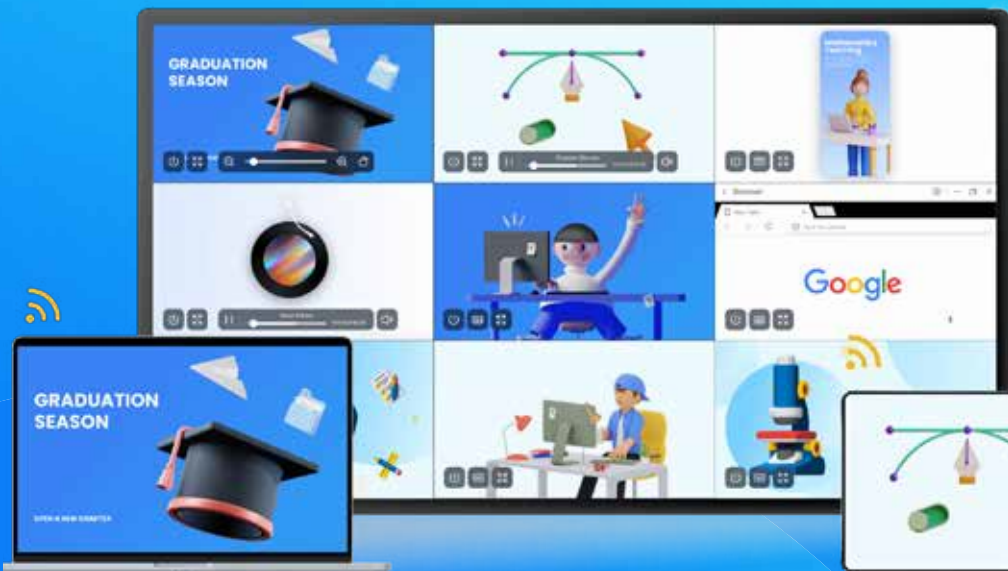
Simultaneous Screen Sharing



You can simultaneously and wirelessly project your own device's screen onto a interactive screen or instantly share videos, images, Word, PowerPoint, PDF files.

You can control Windows, Mac, and Chromebook devices on your interactive screen.

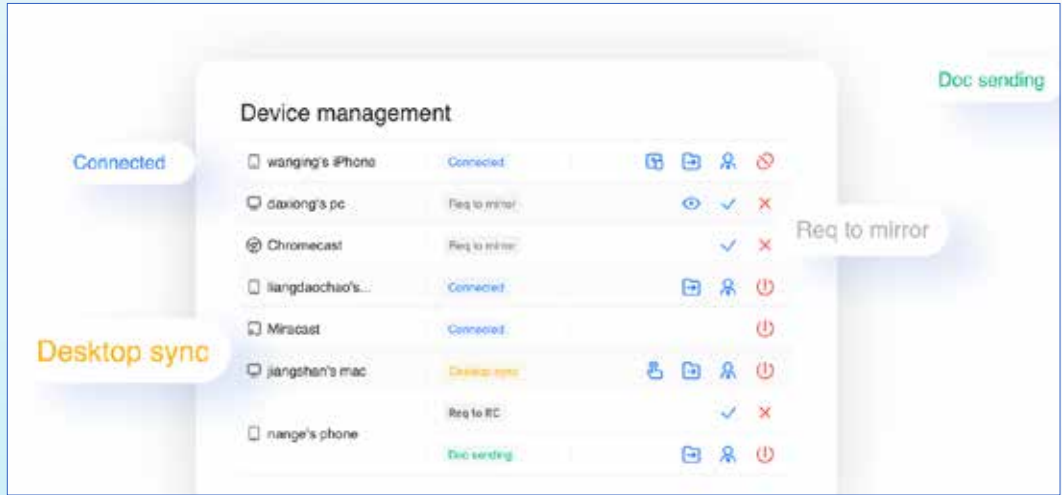
9 Screen Side By Side



You can simultaneously project up to 9 devices' screens onto your interactive screen at the same time.

SOFTWARE
SHARE

Device Management



You can view all the devices that have sent a connection request to your interactive screen.

Interactive Screen Mirroring



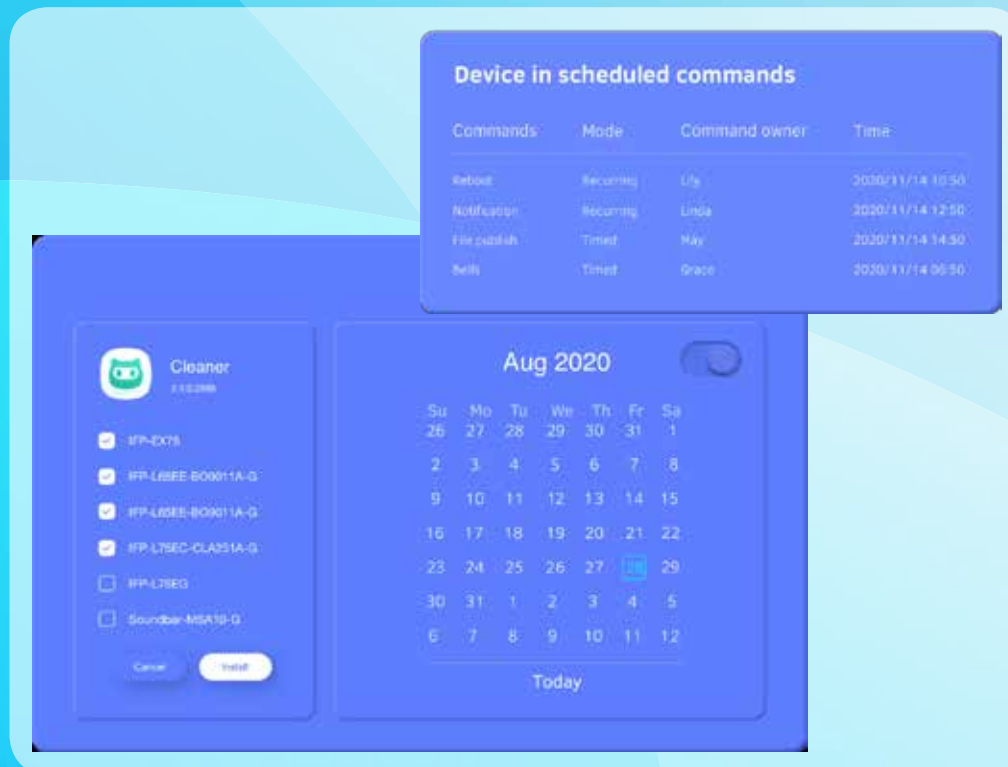
For detailed information:
You can visit our website by scanning the QR code on your mobile device.

Thanks to DMS, you can remotely control and manage all your interactive screens at the same time through the web browser of any of your devices. With remote app installation, you can check and control the screens in your organization with a click like updating, screen closing and unlocking, announcement feature, screen lock and many different commands.

Send command

Wherever you are in the world, you can send any command you want to your interactive screens.

With the schedule option, you can select the date and time at which the command will be sent.



User Data

Display technical information for each device in a simple interface.

Collect and analyze statistics for useful insights or examine interactive screens for errors.



Remote Display Control



Remotely control all your screens with a unified interface. Manage all your hardware in one place and troubleshoot problems remotely.



For detailed information:
You can visit our website by scanning the QR code on your mobile device.

Application Management

Application manage Upload APK

Native apps	Vision	Size
Cleaner	2.02.2	2.4MB
Cloud	4.22.0	5.3MB
Palette	5.07.2	12.5MB

Delete Install

Activate, deactivate, install and update the applications you want on your multiple interactive screens with a single click with fast remote access.

All your data is protected...

Thanks to the Emcontrol lock application, you can lock your interactive screen remotely, at any time, anywhere. Only the users you specify can log in to your interactive screen using their own mobile devices, and you can provide full protection against unauthorized access to your interactive screen.

3 ways to log in to your interactive screen

With Web Browser

1



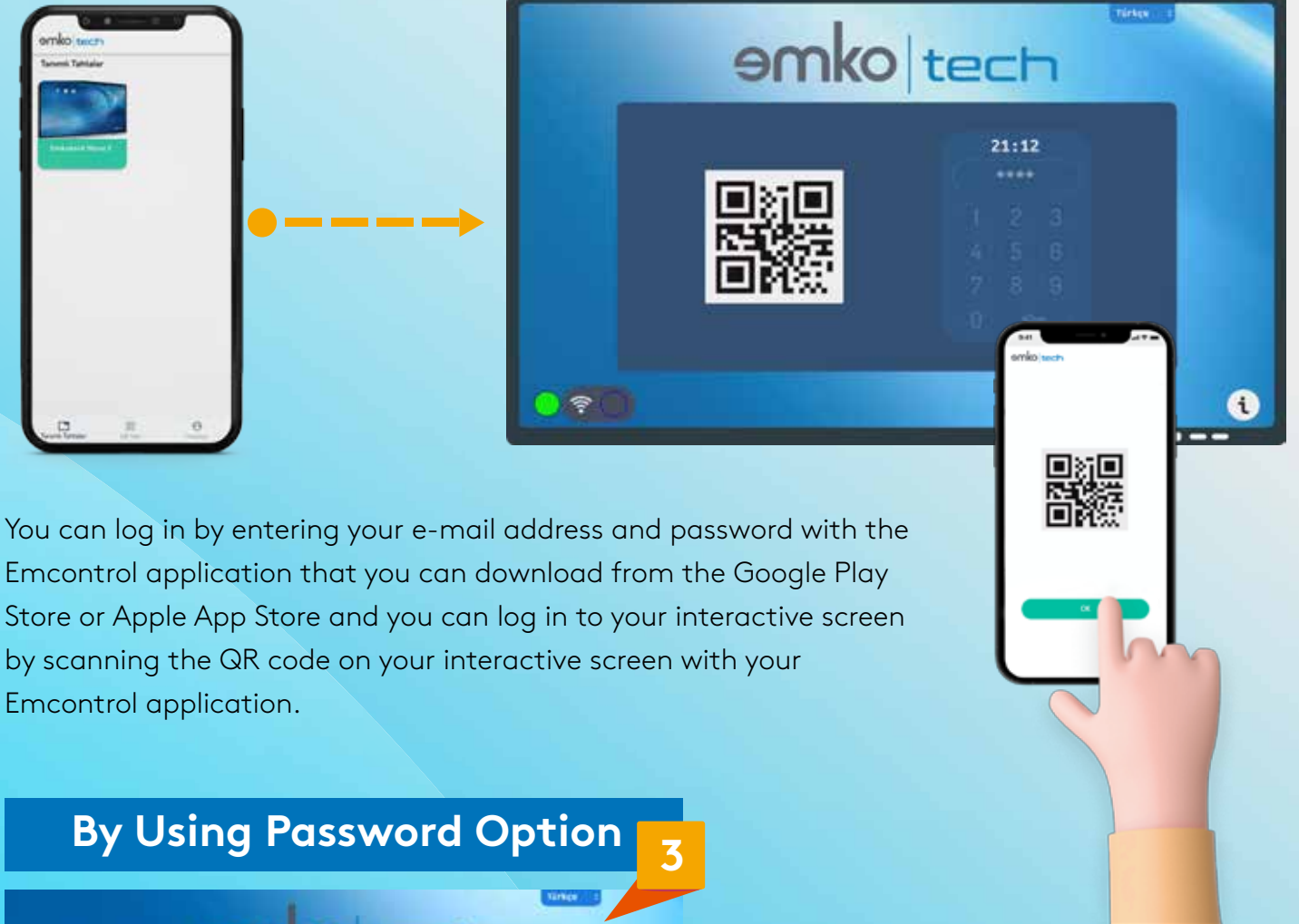
You can log in to the control panel by entering your e-mail address and password with your web browser and you can lock or unlock all the interactive screens in your institution with a click.



Your interactive screen is fully protected with the one and only QR Code lock Android app.

With Mobile Apps;

2




You can log in by entering your e-mail address and password with the Emcontrol application that you can download from the Google Play Store or Apple App Store and you can log in to your interactive screen by scanning the QR code on your interactive screen with your Emcontrol application.

By Using Password Option

3



In case, if your devices don't have an internet connection, you can unlock your interactive screen with an assigned password.



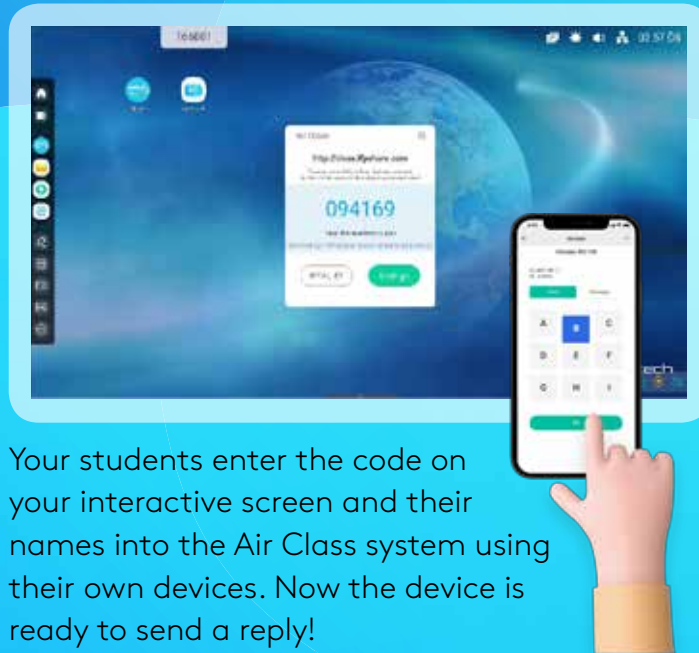
For detailed information:
You can visit our website by scanning the QR code on your mobile device.

SOFTWARE

AIR CLASS

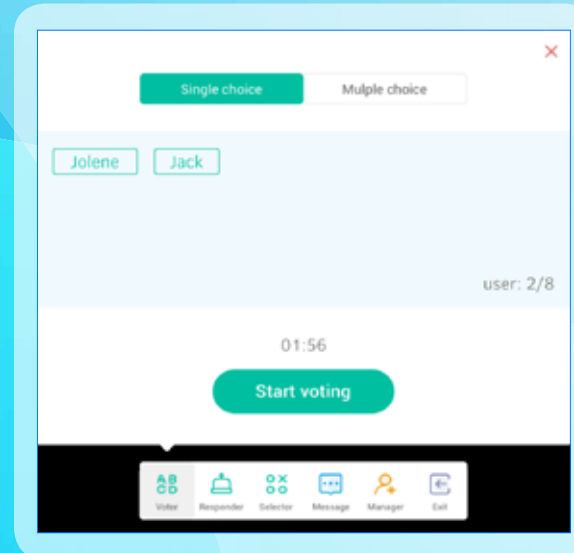
Thanks to the Air Class voting application, you can increase interaction in the classroom and keep your students engaged. Create multiple-choice, true/false, space filling and similar questions on your interactive screen, and have your students submit their answers using their devices. Immediately graph the results on your interactive screen.

Respond with Device



Your students enter the code on your interactive screen and their names into the Air Class system using their own devices. Now the device is ready to send a reply!

Simultaneous Tracking



You can simultaneously track which of your students have submitted their answers.

View Results



After all students submit their answers, you can graphically display the result on your interactive screen and create statistics of correct and wrong answers.

Automatic Student Selection



You can have the Air Class choose one of your students randomly.

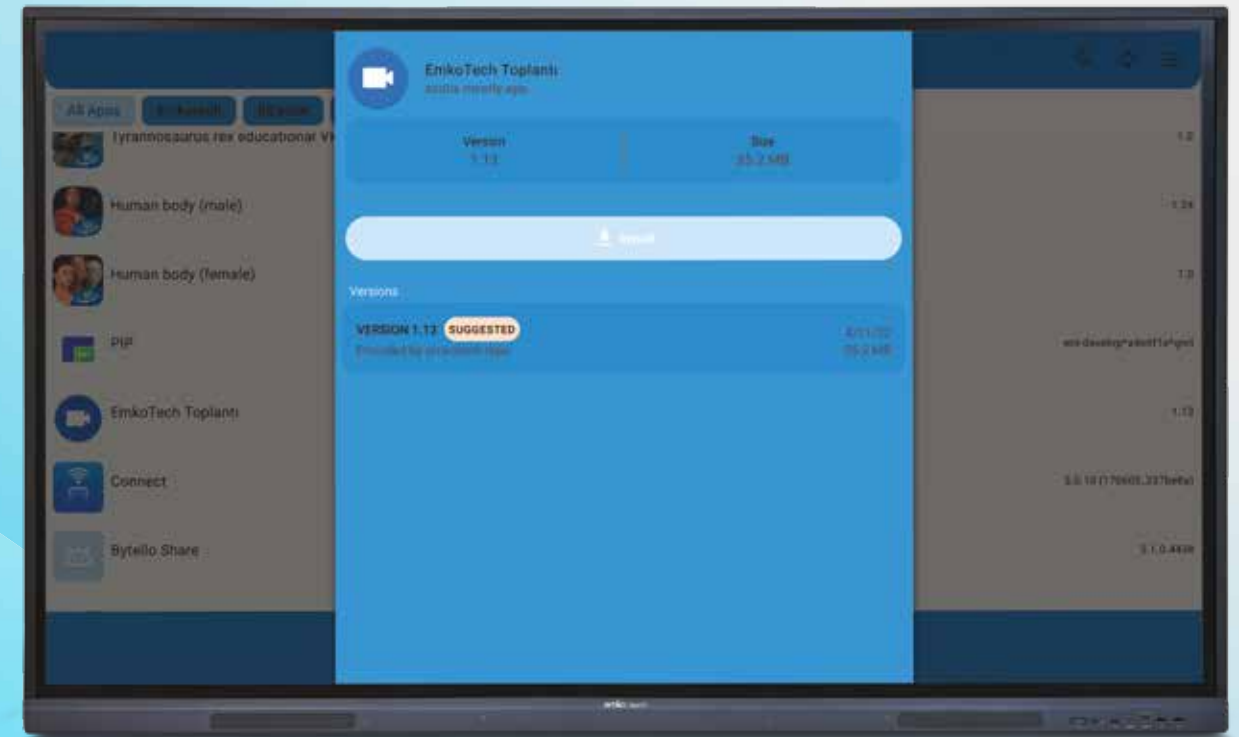


For detailed information:
You can visit our website by scanning the QR code on your mobile device.

Our Emko Store application store, our Emko Store application store contains many different applications for educational and business purposes. Thanks to the application recommendation feature you can select from Emko Store, our application library is constantly growing. You can install and start using your favourite apps right away.

SOFTWARE

EMKO STORE



Popular apps compatible with Emkotech interactive screen

ClassDojo



Quizizz



Khan Academy



Duolingo



Zoom



Kahoot

Kahoot!

Explain Everything



Google Classroom



For detailed information:
You can visit our website by scanning the QR code on your mobile device.

emko | tech

INTERACTIVE SCREENS & INNOVATIVE SOLUTIONS



Designs that combine digital and analog systems...

The short solution to narrow spaces with Emkotech Wings.

The most practical solution for using whiteboards is with interactive screens...

Thanks to the writing boards that open towards the sides, either use together with the interactive screen or close the covers completely and use as a plain writing board.



SIZES	DESCRIPTION
65"	960 mm x 1540 mm/960 mm x 3080 mm
75"	1070 mm x 1760 mm/1070 mm x 3520 mm
86"	1210 mm x 2010 mm/4010 mm x 1210 mm



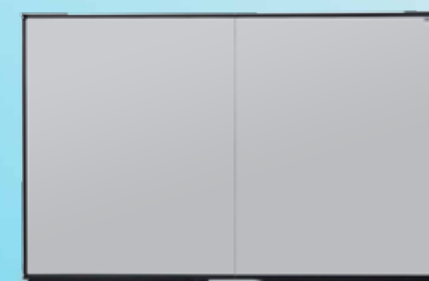
For detailed information:
You can visit our website by scanning the QR code on your mobile device.

4 More writing space for your education needs...

You can easily use both sides of the writing board on the side wings while working on the interactive screen. You can practically access all the outputs on the OPS computer from the side.

Enhance education by combining systems with Emkotech Wings...

Closed State



Semi - Closed



Open State



use in either open or closed state.

You can combine it with Emkotech Emkotech Lift and height-adjustable systems.



It is produced according to 65" - 75" - 86" Emkotech interactive screen size options.

Uninterrupted Writing Space



Easy Access to All Ports



Your Interactive Screen is Protected



Double Sliding Board System

Expand your writing space with additional sliding and fixed whiteboards to your interactive screen. There are 2 fixed and 2 sliding whiteboards on each side of the interactive screen. The special double sliding system allows you to get uninterrupted writing space with its special frameless structure that combines sliding writing boards in the middle. Thanks to the special locking system located on the front of the sliding system, you can easily protect Emkotech interactive screens.



4x More writing space with a special double sliding board...

When the sliding whiteboards on the front of the sliding system are combined in the middle, the brake system slows down the boards and combines them. Thanks to this system, finger jamming and hard impact of the boards are prevented. Another fine detail is that when the boards are opened, a 2 cm gap is left between the case and the board to prevent finger entrapment and the boards from hitting the edge of the case hard.



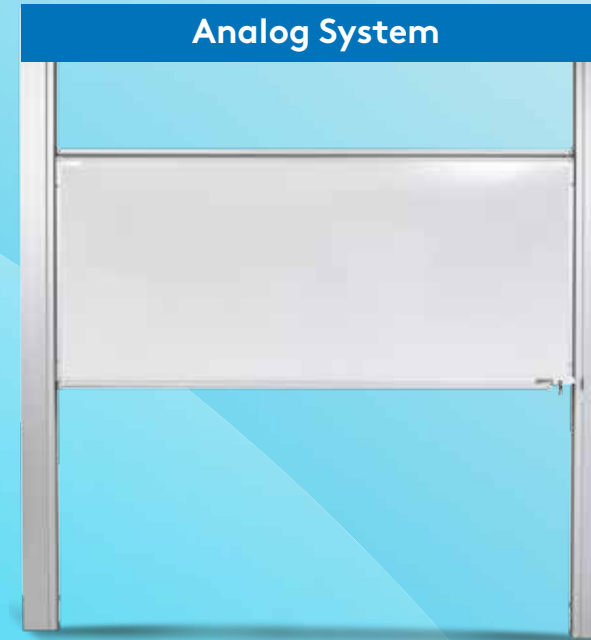
For detailed information:
You can visit our website by scanning the QR code on your mobile device.

GUILLOTINE SYSTEM

Activate education with a special guillotine board system...

Ideal for narrow spaces, the guillotine writing board system combines interactive screen and classic writing board. Get more writing space with a large surface whiteboard chart that can move up and down. The specially designed guillotine system saves space by using all the space on the wall with its up-down mobility, while eliminating the height difference. You can hide and lock your interactive screen at any time by moving the whiteboard upwards.

Analog System



Digital and Analog System



Digital System



Ideal for use in both your classes and workplaces...



For detailed information:
You can visit our website by scanning the QR code on your mobile device.

CONCEPTUAL SYSTEMS

EMKOTECH

LIFT

Practically move your interactive screen up and down to the desired size between 5 cm-95 cm from the floor. You can control it on your interactive screen with the remote control or the Emkotech Lift application.



You can eliminate the height difference with Emkotech Lift, which is designed according to **65"-75" -86"** Emkotech interactive screens.



For detailed information:
You can visit our website by scanning the QR code on your mobile device.

CONCEPTUAL SYSTEMS

EMKOTECH

MOBILE LIFT

Move it up and down or move it wherever you want...

Emkotech Mobile Lift will be an integral part of your team that will adapt to you. Thanks to the braked wheel system on the special Mobile foot system, you can stop your interactive screen anywhere you want and use the Emkotech Lift application on your interactive screen to make the board move up and down on your screen.



With Emkotech Lift application, you can practically move your board up and down.



For detailed information:
You can visit our website by scanning the QR code on your mobile device.

emko | tech

INTERACTIVE SCREENS & INNOVATIVE SOLUTIONS

CONCEPTUAL SYSTEMS

EMKOTECH
HEIGHT-ADJUSTABLE
SYSTEM

Smart move from interactive
screen...

Emkotech Height-Adjustable System, which brings movement to the interactive screen thanks to its special foot system, will eliminate the height difference with its up-down movement. Manual and motorized models are available on request.

By combining practical solutions with analog and digital systems, you can use Emkotech Height-Adjustable System and Emkotech Wings system together.



For detailed information:
You can visit our website by scanning the QR code on your mobile device.



For detailed information:
You can visit our website by scanning the QR code on your mobile device.



You can eliminate the height difference with Emkotech Height-Adjustable System, which is designed according to **65"-75" -86"** Emkotech interactive screens.

CONCEPTUAL SYSTEMS

EMKOTECH
MOBILE STAND

It will allow you to move the interactive screen practically wherever you want...



For detailed information:
You can visit our website by scanning the QR code on your mobile device.



emko | tech

INTERACTIVE SCREENS & INNOVATIVE SOLUTIONS

www.ee.com.tr/en

HEADQUARTERS / Factory : Çakmaklı Mah. Hadımköy Yolu Cad. No: 75,
EMKO Center, Büyüçekmece - İstanbul / TÜRKİYE

ANKARA Branch : Mustafa Kemal Mah. Barış Sitesi, 2115 Sk. No: 16,
Çankaya - Ankara / TÜRKİYE

DİYARBAKIR Branch : Bağcılar Mah. 1217 Sok. Mega Plaza A Blok Kat:2 No:10
Bağlar - Diyarbakır / TÜRKİYE

GERMANY Branch : Bödekerstraße 1, 30161 Hannover / ALMANYA

ESTONIA Branch : Liimi 1, Tallinn / ESTONYA

+90 212 886 86 85
+ 90 212 886 99 20 (Pbx)

+90 212 886 83 33

info@ee.com.tr

[@](#) [t](#) [v](#) [i](#) [p](#) [f](#) /emkoegitim

